

Production Worksheet

Wilcom EmbroideryStudio - Designing

DESIGN6







Design: **Design6**

Title:

Stitches: 14 639
 Height: 102.8 mm
 Width: 175.5 mm
 Colors: 6
 Colorway: Colorway 1
 Zoom: 0.81

Machine format: Tajima
 Color changes: 5
 Stops: 6
 Trims: 21
 Appliqués: 0
 Left: 21.4 mm
 Right: 154.1 mm
 Up: 67.6 mm
 Down: 35.2 mm
 EndX: 73.0 mm
 EndY: 24.9 mm
 Area: 18041.4 mm²
 Max stitch: 8.5 mm
 Min stitch: 0.3 mm
 Max jump: 6.0 mm
 Total thread: 90.39m
 Total bobbin: 35.86m

Stop Sequence:

#	N#	Color	St.	Code	Name	Chart
1.	4		8 957	4	Yellow	Default
2.	11		254	11	Dark Red	Default
3.	3		418	3	Red	Default
4.	1		183	15	Rose	Default
5.	8		4 734	8	Black	Default
6.	9		91	9	White	Default

Machine runtime:

Machine	Runtime (hr:min:sec)
Machine-1	0:19:34

